

en/StickSetup/Mode1

19

LotharF
MikroKopter.de

This page as an **PDF-Document**? Click on that Symbol and wait a little moment... --->

[StickSetup](#)

MODE 1

-  [deutsch](#)
-  [français](#)

Here are the functions described which can be adjusted by different positions of the control stick in Mode 1.

Assignment of the sticks for MODE 1



Description of the stick assignment for MODE 1

Function =>	Calibration of the ACC

	(One time necessary. The Kopter must stand straight.)
Description of the stick assignment =>	Throttle up / Yaw right / Nick middle / Roll middle







Function =>	Calibration of the Gyros (Before every Start and after disconnecting the power supply.)
-----------------------	---




Description of the stick assignment =>	Throttle up / Yaw left / Nick middle / Roll middle
--	--

<p>Function =></p>	<p>Start to calibrate the Compass</p> <p>Hint: First pull Nick down. (The calibration is described here: Calibration of the compass)</p>	
<p>Description of the stick assignment =></p>	<p>Throttle up / Yaw left / Nick down / Roll middle</p>	
<p>Function =></p>	<p>Start the engines</p>	
<p>Description of the stick assignment =></p>	<p>Throttle down / Yaw right / Nick middle / Roll middle</p>	

<p>Function =></p>	<p>Stop the engines</p>	 <p>The image shows a radio transmitter with the left stick moved left and the right stick moved down. Labels indicate: Nick (elevation) for the left stick, Gas (throttle) for the right stick, Gier (yaw / rudder) for the left stick's horizontal movement, and Roll (aileron) for the right stick's horizontal movement. The screen displays 'MODE 1'.</p>
<p>Description of the stick assignment =></p>	<p>Throttle down / Yaw left / Nick middle / Roll middle</p>	
<p>Function =></p>	<p>Selection Setting 1</p>	 <p>The image shows the same radio transmitter with the left stick moved left and the right stick moved up. Labels indicate: Nick (elevation) for the left stick, Gas (throttle) for the right stick, Gier (yaw / rudder) for the left stick's horizontal movement, and Roll (aileron) for the right stick's horizontal movement. The screen displays 'MODE 1'.</p>
<p>Description of the stick assignment =></p>	<p>Throttle up / Yaw left / Nick middle / Roll left</p>	

<p>Function =></p>	<p>Selection Setting 2</p>	
<p>Description of the stick assignment =></p>	<p>Throttle up / Yaw left / Nick up / Roll left</p>	
<p>Function =></p>	<p>Selection Setting 3</p>	
<p>Description of the stick assignment =></p>	<p>Throttle up / Yaw left / Nick up / Roll middle</p>	

<p>Function =></p>	<p>Selection Setting 4</p>	
<p>Function =></p>	<p>Selection Setting 5</p>	